

Ophthalmology  
Residency Match  
Summary Report  
2021



Association of University  
Professors of Ophthalmology



**sfmatch**

*Residency and Fellowship Matching Services*



## Positions Overview

	Jan 2012	Jan 2013	Jan 2014	Jan 2015	Jan 2016	Jan 2017	Jan 2018	Jan 2019	Jan 2020	Jan 2021
Offered	461	460	461	465	469	468	475	485	496	499
Filled	458	455	460	464	467	462	475	484	495	498
Left	3	5	1	1	2	6	0	1	1	1

## 2021 USMLE Data

Matched Mean	245
Matched Median	246
Matched 25th Percentile	238
Matched 75th Percentile	254
Unmatched Mean	238

## Participating Applicants by Category

CATEGORY	Total #	% in Match
US Allopathic Seniors	547	81
US Allopathic Graduates	46	7
US Osteopathic Seniors	38	6
US Osteopathic Graduates	6	1
International Graduates	40	6
Total Match Participants	677	101*

\* Total is more than 100% due to rounding

# Ophthalmology Residency Match

## Jan 2021

### TOTAL APPLICANTS REGISTERED AND PARTICIPATED PER CATEGORY

	Registered #	Participated	Matched	Matched/ Participated (%)
US Allopathic Seniors	580	547	435	80
US Allopathic Graduates	64	46	29	63
US Osteopathic Seniors	51	38	20	53
US Osteopathic Graduates	13	6	0	0
International Applicants	121	40	14	35
<b>TOTAL</b>	<b>829</b>	<b>677</b>	<b>498</b>	<b>74</b>

## Jan 2020

### TOTAL APPLICANTS REGISTERED AND PARTICIPATED PER CATEGORY

	Registered #	Participated	Matched	Matched/ Participated (%)
US Allopathic Seniors	519	498	428	86
US Allopathic Graduates	48	35	18	51
US Osteopathic Seniors	37	29	16	55
US Osteopathic Graduates	20	12	4	33
International Applicants	113	61	29	48
<b>TOTAL</b>	<b>737</b>	<b>635</b>	<b>495</b>	<b>78</b>

## Jan 2019

### TOTAL APPLICANTS REGISTERED AND PARTICIPATED PER CATEGORY

	Registered #	Participated	Matched	Matched/ Participated (%)
US Allopathic Seniors	546	512	433	85
US Allopathic Graduates	51	31	16	52
US Osteopathic Seniors	54	42	16	38
US Osteopathic Graduates	10	3	2	67
International Applicants	129	61	17	28
<b>TOTAL</b>	<b>790</b>	<b>649</b>	<b>484</b>	<b>75</b>

MATCH APPLICANTS IN THE  
2021 CYCLE

	Total #	% of Registrants Who Participated
Match Registrations	829	93%
CAS Participants	767	

MATCH APPLICANTS IN THE  
2020 CYCLE

	Total #	% of Registrants Who Participated
Match Registrations	737	95%
CAS Participants	703	

MATCH APPLICANTS IN THE  
2019 CYCLE

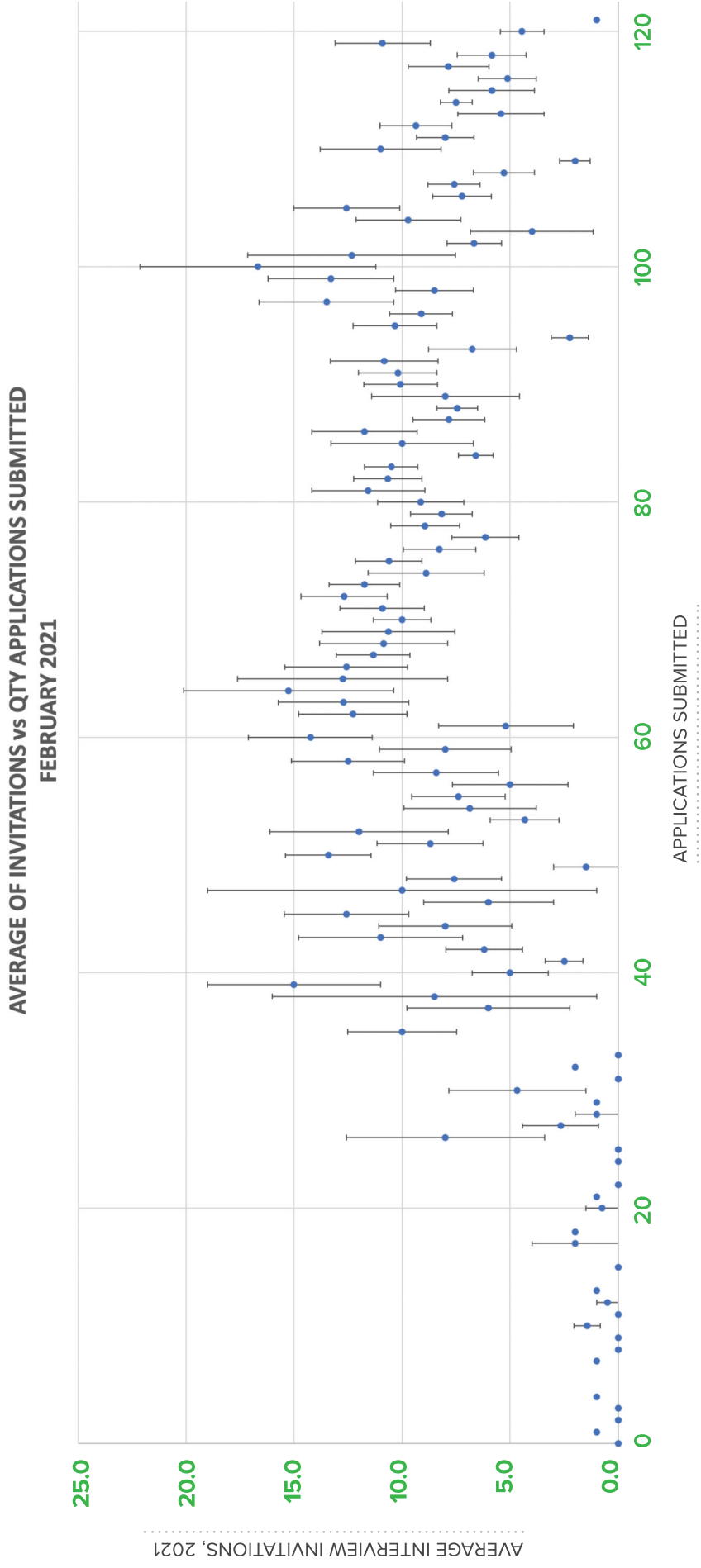
	Total #	% of Registrants Who Participated
Match Registrations	790	94 %
CAS Participants	740	

## Application and Position Summary

	2019	2020	2021
AVG # APPLICATIONS PER MATCHED INDIVIDUAL	75	77	80
AVG # APPLICATIONS PER UNMATCHED INDIVIDUAL	71	77	78
AVG # INTERVIEW INVITES PER MATCHED INDIVIDUAL	12	12	12
AVG # INTERVIEW INVITES PER UNMATCHED INDIVIDUAL	4	4	5
TOTAL # POSITIONS OFFERED	485	496	499
TOTAL # POSITIONS FILLED	484	495	498
TOTAL NUMBER OF UNFILLED POSITIONS	1	1	1

## Interview Invitations vs Number of Applications Submitted

Average number of interviews offered as a function of the number of applications distributed (with "standard error" bars calculated).



## Overall Statistics

	Jan 2012	Jan 2013	Jan 2014	Jan 2015	Jan 2016	Jan 2017	Jan 2018	Jan 2019	Jan 2020	Jan 2021
Total # of registrations	784	751	757	808	795	702	735	790	737	829
Total # of CAS participants	711	683	700	753	726	660	689	740	703	767
Total # of rank lists	595	583	611	644	634	594	625	649	635	677
Total # of applicants ranked	579	553	597	614	624	578	607	635	617	665

### MATCHED APPLICANTS

US Seniors	411	402	419	413	429	423	434	449	444	455
US Grads	26	33	23	34	25	19	24	18	22	29
IMGs	21	20	18	17	13	20	17	17	29	14
Total Matched	458	455	460	464	467	462	475	484	495	498
Unmatched applicants	137	128	151	180	167	132	150	165	140	179

### PERCENT MATCHING

Overall	77%	78%	75%	72%	74%	78%	76%	75%	78%	74%
US Seniors	90%	89%	91%	89%	92%	92%	91%	93%	90%	91%
US Grads	6%	7%	5%	7%	5%	4%	5%	4%	4%	6%
IMGs	4%	4%	4%	4%	3%	4%	4%	3%	6%	3%

### POSITIONS

Offered	461	460	461	465	469	468	475	485	496	499
Filled	458	455	460	464	467	462	475	484	495	498
Left	3	5	1	1	2	6	0	1	1	1

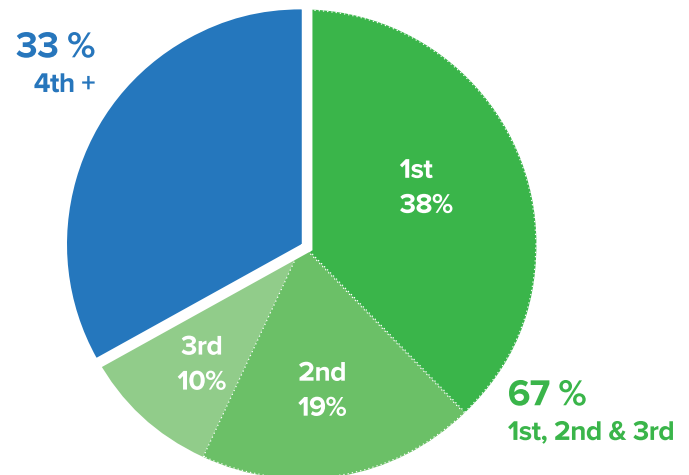
## USMLE Step 1 Scores Information

	Jan 2012	Jan 2013	Jan 2014	Jan 2015	Jan 2016	Jan 2017	Jan 2018	Jan 2019	Jan 2020	Jan 2021
Matched	238	239	242	243	244	243	245	244	245	245
Unmatched	220	222	226	228	229	227	228	231	233	238
Avg. applications per applicant	53	58	60	61	68	68	70	75	77	79

## Rank Analysis for Applicants

### 2021 Ranking Results by Matched Applicants

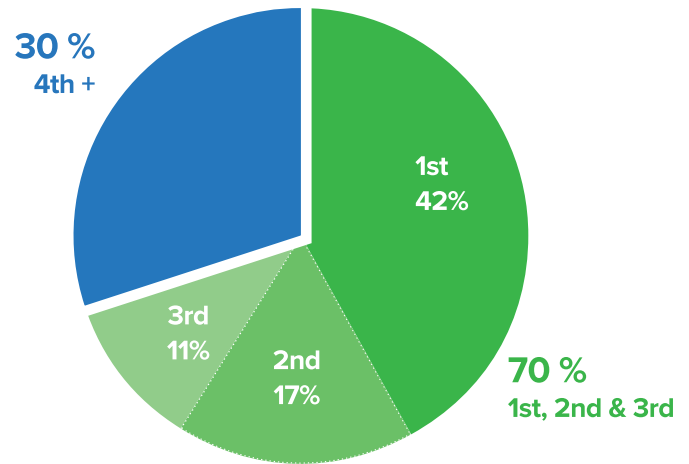
1ST CHOICE	<b>189</b>
2ND CHOICE	<b>92</b>
3RD CHOICE	<b>51</b>
4TH CHOICE	<b>47</b>
5TH CHOICE	<b>39</b>
6TH CHOICE	<b>32</b>
7TH CHOICE	<b>20</b>
8TH CHOICE	<b>5</b>
9TH CHOICE	<b>9</b>
10TH + CHOICE	<b>14</b>
<b>TOTAL</b>	<b>498</b>



## Rank Analysis for Applicants (continued)

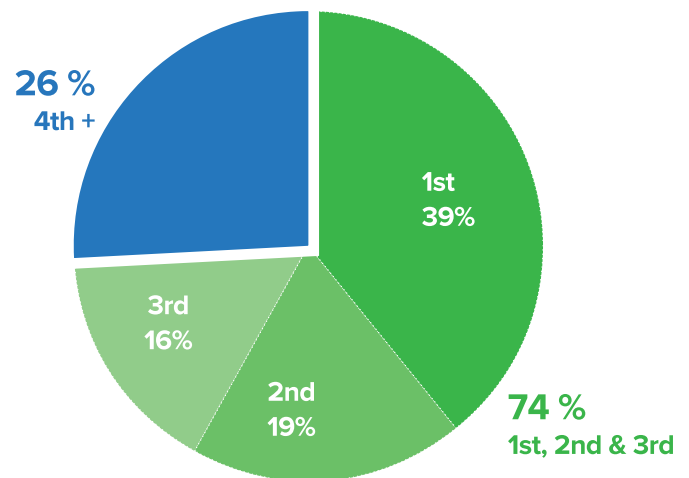
### 2020 Ranking Results by Matched Applicants

1ST CHOICE	<b>205</b>
2ND CHOICE	<b>85</b>
3RD CHOICE	<b>55</b>
4TH CHOICE	<b>60</b>
5TH CHOICE	<b>26</b>
6TH CHOICE	<b>22</b>
7TH CHOICE	<b>9</b>
8TH CHOICE	<b>9</b>
9TH CHOICE	<b>8</b>
10TH + CHOICE	<b>16</b>
<b>TOTAL</b>	<b>495</b>



### 2019 Ranking Results by Matched Applicants

1ST CHOICE	<b>189</b>
2ND CHOICE	<b>90</b>
3RD CHOICE	<b>78</b>
4TH CHOICE	<b>44</b>
5TH CHOICE	<b>32</b>
6TH CHOICE	<b>18</b>
7TH CHOICE	<b>7</b>
8TH CHOICE	<b>10</b>
9TH CHOICE	<b>9</b>
10TH + CHOICE	<b>7</b>
<b>TOTAL</b>	<b>484</b>

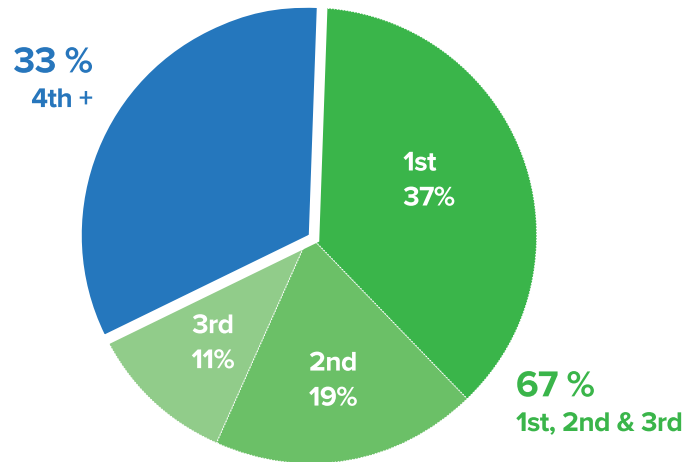




## Rank Analysis for Applicants (continued)

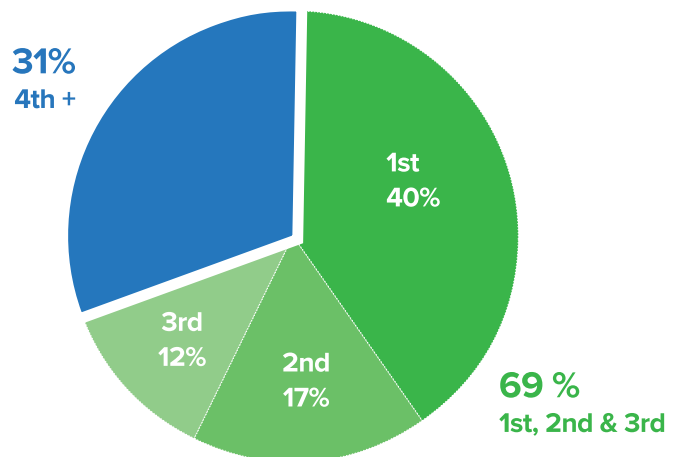
### 2018 Ranking Results by Matched Applicants

1ST CHOICE	<b>176</b>
2ND CHOICE	<b>90</b>
3RD CHOICE	<b>54</b>
4TH CHOICE	<b>50</b>
5TH CHOICE	<b>33</b>
6TH CHOICE	<b>33</b>
7TH CHOICE	<b>13</b>
8TH CHOICE	<b>12</b>
9TH CHOICE	<b>5</b>
10TH + CHOICE	<b>9</b>
<b>TOTAL</b>	<b>475</b>



### 2017 Ranking Results by Matched Applicants

1ST CHOICE	<b>186</b>
2ND CHOICE	<b>78</b>
3RD CHOICE	<b>56</b>
4TH CHOICE	<b>44</b>
5TH CHOICE	<b>33</b>
6TH CHOICE	<b>26</b>
7TH CHOICE	<b>17</b>
8TH CHOICE	<b>12</b>
9TH CHOICE	<b>5</b>
10TH + CHOICE	<b>5</b>
<b>TOTAL</b>	<b>462</b>



Association of University  
Professors of Ophthalmology



**sfmatch**

Residency and Fellowship Matching Services

Association of University Professors of Ophthalmology  
SFMatch

655 Beach Street, San Francisco CA 94109

www.sfmatch.org

Phone: 415.447.0350

Fax: 415.561.8535

©2021 SF Match. All rights reserved.